

GROUP 11 FUNGICIDE

PULL HERE TO OPEN ►



Dynasty®

syngenta®

Fungicide

Broad-spectrum seed treatment fungicide for control of seed and seed-borne diseases

Active Ingredient:

Azoxystrobin*: 9.6%

Other Ingredients: 90.4%

Total: 100.0%

*CAS No. 131860-33-8

Dynasty is a flowable concentrate containing 0.83 pounds of azoxystrobin per gallon.

KEEP OUT OF REACH OF CHILDREN.

CAUTION

See additional precautionary statements and directions for use inside booklet.

EPA Reg. No. 100-1159 EPA Est. 100-NE-001

Product of the United Kingdom

Formulated in the USA

SCP 1159A-L1K 0915
4058467

1 gallon
Net Contents



®

| FIRST AID | |
|--|---|
| If swallowed | <ul style="list-style-type: none"> • Call a poison control center or doctor immediately for treatment advice. • Have person sip a glass of water if able to swallow. • Do not induce vomiting unless told to by a poison control center or doctor. • Do not give anything to an unconscious person. |
| If on skin | <ul style="list-style-type: none"> • Take off contaminated clothing. • Rinse skin immediately with plenty of water for 15-20 minutes. • Call a poison control center or doctor for treatment advice. |
| Have the product container or label with you when calling a poison control center or doctor, or going for treatment. | |
| <p>HOT LINE NUMBER For 24-Hour Medical Emergency Assistance (Human or Animal) or Chemical Emergency Assistance (Spill, Leak, Fire, or Accident), Call 1-800-888-8372</p> | |

PRECAUTIONARY STATEMENTS

Hazards to Humans and Domestic Animals

CAUTION

Harmful if swallowed or absorbed through skin. Causes moderate eye irritation. Avoid contact with eyes, skin, or clothing. Wash thoroughly with soap and water after handling and before eating, drinking, chewing gum, using tobacco or using the toilet. Remove and wash contaminated clothing before reuse.

Personal Protective Equipment (PPE)

Applicators and other handlers must wear:

- Long-sleeved shirt and long pants
- Waterproof gloves
- Shoes plus socks

continued...

PRECAUTIONARY STATEMENTS (*continued*)

User Safety Requirements

Follow the manufacturer's instructions for cleaning/maintaining PPE. If no such instructions for washables exist, use detergent and hot water. Keep and wash PPE separately from other laundry.

User Safety Recommendations

Users should:

- Wash hands before eating, drinking, chewing gum, using tobacco, or using the toilet.
- Remove clothing/PPE immediately if pesticide gets inside. Then wash thoroughly and put on clean clothing.
- Remove PPE immediately after handling this product. Wash the outside of gloves before removing. As soon as possible, wash thoroughly and change into clean clothing.

Environmental Hazards

This pesticide is toxic to fish and aquatic invertebrates. Runoff may be hazardous to aquatic organisms in water adjacent to treated areas. Do not contaminate water when disposing of equipment washwater or rinsate.

Ground Water Advisory

Azoxystrobin and a degradate of azoxystrobin are known to leach through soil into groundwater under certain conditions as a result of label use. These chemicals may leach into groundwater if used in areas where soils are permeable, particularly where the water table is shallow.

CONDITIONS OF SALE AND LIMITATION OF WARRANTY AND LIABILITY

NOTICE: Read the entire Directions for Use and Conditions of Sale and Limitation of Warranty and Liability before buying or using this product. If the terms are not acceptable, return the product at once, unopened, and the purchase price will be refunded.

The Directions for Use of this product must be followed carefully. It is impossible to eliminate all risks inherently associated with the use of this product. Crop injury, ineffectiveness or other unintended consequences may result because of such factors as manner of use or application, weather or crop conditions, presence of other materials or other influencing factors in the use of the product, which are beyond the control of SYNGENTA CROP PROTECTION, LLC or Seller. To the extent permitted by applicable law, Buyer and User agree to hold SYNGENTA and Seller harmless for any claims relating to such factors.

SYNGENTA warrants that this product conforms to the chemical description on the label and is reasonably fit for the purposes stated in the Directions for Use, subject to the inherent risks referred to above, when used in accordance with directions under normal use conditions. To the extent permitted by applicable law: (1) this warranty does not extend to the use of the product contrary to label instructions, or under conditions not reasonably foreseeable to or beyond the control of Seller or SYNGENTA, and (2) Buyer and User assume the risk of any such use. **TO THE EXTENT PERMITTED BY APPLICABLE LAW, SYNGENTA MAKES NO WARRANTIES OF MERCHANTABILITY OR OF FITNESS FOR A PARTICULAR PURPOSE NOR ANY OTHER EXPRESS OR IMPLIED WARRANTY EXCEPT AS WARRANTED BY THIS LABEL.**

To the extent permitted by applicable law, in no event shall SYNGENTA be liable for any incidental, consequential or special damages resulting from the use or handling of this product. **TO THE EXTENT PERMITTED BY APPLICABLE LAW, THE EXCLUSIVE REMEDY OF THE USER OR BUYER, AND THE EXCLUSIVE LIABILITY OF SYNGENTA AND SELLER FOR ANY AND ALL CLAIMS, LOSSES, INJURIES OR DAMAGES (INCLUDING CLAIMS BASED ON BREACH OF WARRANTY, CONTRACT, NEGLIGENCE, TORT, STRICT LIABILITY OR OTHERWISE) RESULTING FROM THE USE OR HANDLING OF THIS PRODUCT, SHALL BE THE RETURN OF THE PURCHASE PRICE OF THE PRODUCT OR, AT THE ELECTION OF SYNGENTA OR SELLER, THE REPLACEMENT OF THE PRODUCT.**

SYNGENTA and Seller offer this product, and Buyer and User accept it, subject to the foregoing Conditions of Sale and Limitation of Warranty and Liability, which may not be modified except by written agreement signed by a duly authorized representative of SYNGENTA.

DIRECTIONS FOR USE

It is a violation of Federal Law to use this product in a manner inconsistent with its labeling.

Do not apply this product in a way that will contact workers or other persons, either directly or through drift. Only protected handlers may be in the area during application. For any requirements specific to your State or Tribe, consult the agency responsible for pesticide regulation.

AGRICULTURAL USE REQUIREMENTS

Use this product only in accordance with its labeling and with the Worker Protection Standard, 40 CFR part 170. This Standard contains requirements for the protection of agricultural workers on farms, forests, nurseries, and greenhouses, and handlers of agricultural pesticides. It contains requirements for training, decontamination, notification, and emergency assistance. It also contains specific instructions and exceptions pertaining to the statements on this label about personal protective equipment (PPE) and restricted-entry interval. The requirements in this box only apply to uses of this product that are covered by the Worker Protection Standard.

Do not enter or allow worker entry into treated areas during the restricted-entry interval (REI) of 4 hours. Exception: If the seed is treated with the product and the treated seed is soil-injected or soil-incorporated, the Worker Protection Standard, under certain circumstances, allows workers to enter the treated area if there will be no contact with anything that has been treated.

PPE required for early entry to treated areas that is permitted under the Worker Protection Standard and that involves contact with anything that has been treated, such as plants, soil, or water is:

- Long-sleeved shirt and long pants
- Chemical-resistant gloves made of any waterproof material such as polyvinyl chloride, nitrile rubber, or butyl rubber
- Shoes plus socks

FAILURE TO FOLLOW THE DIRECTIONS FOR USE AND PRECAUTIONS ON THIS LABEL MAY RESULT IN CROP INJURY, POOR DISEASE CONTROL, AND/OR ILLEGAL RESIDUES.

Treatment of highly mechanically damaged seed, or seed of known low vigor and poor quality, may result in reduced germination and/or reduction of seed and seedling vigor. Treat and conduct germination test on a small portion of seed before committing the total seed lot to a selected chemical treatment.

Due to seed quality, crop or variety sensitivity, and seed storage conditions beyond the control of Syngenta, no claims are made to guarantee the germination of seed or propagating material for all crop seed when treated with Dynasty.

PRODUCT INFORMATION

Dynasty is a broad spectrum, preventative seed treatment fungicide with systemic properties recommended for the control of many important plant diseases. Dynasty may be applied in tank mixes, or sequentially with other registered, crop protection products. If using Dynasty in a tank mixture with other seed treatment products, observe all directions for use, crops/sites, use rates, dilution ratios, precautions, and limitations which appear on the tank-mix partner label. No label dosage may be exceeded and the most restrictive label precautions and limitations must be followed. This product must not be mixed with any product which prohibits such mixing.

All applications must be made according to the use directions that follow. Apply Dynasty as a seed treatment following the guidelines specified in the Directions for Use section of this label. If a rate range is specified, use higher rates of Dynasty when the disease pressure is expected to be high.

It is recommended that Dynasty be combined with a Pythium-active seed treatment such as Apron XL® to offer broad spectrum protection against the seed and seedling disease complex (*Rhizoctonia* spp. and *Pythium* spp.).

RESISTANCE MANAGEMENT

| | | |
|-------|----|-----------|
| GROUP | 11 | FUNGICIDE |
|-------|----|-----------|

Dynasty contains azoxystrobin, a Group 11 fungicide. Azoxystrobin belongs to the strobilurin class of chemistry which disrupts cellular respiration and energy generation.

Fungal populations may contain individuals naturally resistant to Group 11 fungicides and if used repeatedly in the same fields, then resistant members may eventually dominate the population. Because resistance development cannot be predicted, the use of this product should conform to sound resistance management strategies such as alternation with fungicides with a different mode of action and/or tank mixes established for the crop and use area.

Use should be based on an IPM program that includes field sanitation, scouting, historical information related to pesticide use, and crop rotation. The IPM program should also consider cultural, biological, and other chemical control practices.

Syngenta encourages responsible product stewardship to ensure effective long term control of the fungal diseases on this label.

For additional information on Fungicide Resistance Management:

- Contact Syngenta representatives at 1-800-334-9481
- Contact your local extension specialist or certified crop advisor
- Visit the Fungicide Resistance Action Committee (FRAC) on the web at: <http://www.frac.info>

MIXING INSTRUCTIONS

Apply Dynasty as a water-based slurry using seed treatment application equipment that will provide uniform coverage on the seed surface. Consult the manufacturer of the application equipment being used for calibration and operation procedures.

Dynasty mixes easily with water and other water-based seed treatments manufactured by Syngenta. When mixing with products from other manufacturers, the compatibility should be tested prior to use by conducting a jar test: Mix all intended seed treatments with the appropriate amount of water in a clear glass container. Mix well and allow to sit for one hour. Remix and observe for incompatibility.

Mixing Dynasty with Tank-Mix Partners: Add 1/2 of the required water to the mix tank and turn on the agitation. Mechanical agitation is preferred. If using wettable powders add them first to clean water allowing them to completely disperse prior to adding Dynasty or other products. Allow each tank-mix partner to completely disperse before adding the next product. Add the remaining amount of water and agitate. Maintain agitation until the entire slurry mixture has been used.

- Use an EPA-approved dye or colorant that imparts an unnatural color to the seed as stated in 40 CFR 153.14(c).
- Allow seed to dry prior to bagging.

SEED CONTAINER LABEL REQUIREMENTS

The Federal Seed Act requires that containers containing treated seeds shall be labeled with the following statements:

- This seed has been treated with azoxystrobin fungicide.
- Do not use treated seed for food, feed or oil purposes.

In addition, the U.S. Environmental Protection Agency requires the following statements on bags containing seeds treated with Dynasty:

- **Groundwater Advisory:** Azoxystrobin and a degradate of azoxystrobin are known to leach through soil into groundwater under certain conditions as a result of label use. These chemicals may leach into groundwater if used in areas where soils are permeable, particularly where the water table is shallow.
- Store treated seed away from food and feedstuffs.
- Do not allow children, pets or livestock to have access to treated seeds.
- Wear long pants, long-sleeved shirt and protective gloves when handling treated seed.
- Treated seeds exposed on soil surface may be hazardous to wildlife. Cover or collect treated seeds spilled during loading and planting.
- Excess treated seed may be used for ethanol production only if
 - o (1) by-products are not used for livestock feed, and
 - o (2) no measurable residues of pesticide remain in the ethanol by-products that are used in agronomic practice.
- Dispose of all excess treated seed. Leftover treated seed may be double-sown around the headland or buried away from water sources in accordance with local requirements.
- Do not contaminate bodies of water when disposing of planting equipment washwaters.
- Dispose of seed packaging or containers in accordance with local requirements.

DIRECTIONS FOR USE

| Crop | Target Diseases | Use Rate | | | Remarks |
|---|--|----------------------------|-------------------------------------|---------------------------------|--|
| | | fl oz product/ 100 lb seed | fl oz product/ 80,000 kernel count* | mg active ingredient per seed** | |
| Corn Field Pop Sweet (Includes Seed Production) | Seed-borne and Soil-borne fungi causing decay, Damping-off, and Seedling Blight Seed-borne Head Smut (<i>Sphacelotheca reiliana</i>) Seedling Damping-off (<i>Rhizoctonia</i> spp., <i>Penicillium</i> spp., <i>Pythium</i> spp.) | 0.153 | 0.0688 | 0.0025** | For optimum Pythium disease control, use Dynasty in combination with labeled rates of Maxim® 4FS, Maxim XL, and Apron XL products. Observe all precautions, limitations, rates, and directions for use on the respective labels before applying. |
| Sunflower | Downy Mildew (<i>Plasmopora halstedii</i>) Seedling Damping-off (<i>Rhizoctonia solani</i>) | 3.75-15.0 | -- | 0.025-0.1*** | For suppression of downy mildew. |

*Based on 80,000 kernels of corn weighing 45 pounds.

**Based on 1,800 corn seeds per pound.

***Based on 4,500 sunflower seeds per pound.

| Crop | Target Diseases | Use Rate fl oz product/ 100 lb seed | Remarks |
|--------|---|---|---------|
| Barley | Seed-borne and Soil-borne fungi causing decay, Damping-off, and Seedling Blight Seedling Damping-off (<i>Rhizoctonia solani</i>) | 0.10-3.75 | |

| Crop | Target Diseases | Use Rate fl oz product/ 100 lb seed | Remarks |
|--|--|--|--|
| Brassica Leafy Greens subgroup Broccoli raab Cabbage, Chinese Collards Kale Mizuna Mustard greens Mustard spinach Rape greens Head and Stem subgroup Broccoli Broccoli, Chinese Brussels sprouts Cabbage Cabbage, Chinese (napa) Cabbage, Chinese mustard Cauliflower Cavolo broccolo Kohlrabi | Seed-borne and Soil-borne fungi causing decay, Damping-off, and Seedling Blight Seedling Damping-off (<i>Rhizoctonia solani</i>) | 0.10-0.38 | |
| Bulb Vegetables Garlic Leek Onion, bulb Onion, green Onion, Welch Shallot | Seed-borne and Soil-borne fungi causing decay, Damping-off, and Seedling Blight Seedling Damping-off (<i>Rhizoctonia solani</i>) | 0.10-0.38 | |
| Canola | Alternaria Seedling Blight (<i>Alternaria</i> spp.) Damping-off (<i>Rhizoctonia solani</i>) Seed-borne Blackleg (<i>Phoma lingam</i>) Seedling Rhizoctonia | 0.10-3.75 | |
| Cotton | Seedling Damping-off (<i>Rhizoctonia solani</i>) Pythium Seedling Blight (<i>Pythium aphanidermatum</i>) | 0.10-3.75 | Where appropriate use Dynasty in combination with Apron XL and/or Maxim 4FS. |

continued...

| Crop | Target Diseases | Use Rate fl oz product/ 100 lb seed | Remarks |
|---|---|--|---------|
| Cucurbits Cantaloupe Chayote Chinese waxgourd Cucumber Gourds Honeydew Melons <i>Momordica</i> spp. (balsam apple, bitter melon) Muskmelon Watermelon Pumpkin Squash Zucchini (Including cultivars and/or hybrids of these) | Seed-borne and Soil-borne fungi causing decay, Damping-off, and Seedling Blight Seedling Damping-off (<i>Rhizoctonia solani</i>) | 0.10-0.38 | |
| Leafy Vegetables Amaranth Arugula Cardoon Celery Celtuce Chervil Chrysanthemum, edible Coriander, leaves (Cilantro) Corn salad Cress Dandelion Dock Endive Fennel Lettuce, head and leaf Orach Parsley Purslane Radicchio Rhubarb Spinach Swiss Chard (Including cultivars and/or hybrids of these) | Seed-borne and Soil-borne fungi causing decay, Damping-off, and Seedling Blight Seedling Damping-off (<i>Rhizoctonia solani</i>) | 0.10-0.38 | |

| Crop | Target Diseases | Use Rate fl oz product/ 100 lb seed | Remarks |
|--|--|--|--|
| Legume Vegetables Bean (<i>Phaseolus</i> spp.) (includes field bean, kidney bean, lima bean, navy bean, pinto bean, runner bean, snap bean, tepary bean, wax bean) Chickpea (garbanzo bean) (<i>Cicer arietinum</i>) Lentil (<i>Lens esculenta</i>) For soybeans, see <i>Soybean</i> section for specific use directions. | Seed-borne and Soil-borne fungi causing decay, Damping-off, and Seedling Blight Seedling Damping-off (<i>Rhizoctonia solani</i>) | 0.153-0.765 | |
| Peanut | Seed-borne and Soil-borne fungi causing decay, Damping-off, and Seedling Blight Seedling Damping-off (<i>Rhizoctonia solani</i>) Aspergillus Crown Rot (<i>Aspergillus niger</i>) White Mold/Stem Rot (<i>Sclerotium rolfsii</i>) | 0.92-1.23 | For suppression of Aspergillus Crown Rot and White Mold/Stem Rot. |
| Pepper Bell Pepper Non-Bell Pepper Sweet Non-Bell Pepper Eggplant Okra | Seed-borne and Soil-borne fungi causing decay, Damping-off, and Seedling Blight Seedling Damping-off (<i>Rhizoctonia solani</i>) | 0.10-0.38 | |
| Potatoes | Black Dot (<i>Colletotrichum coccodes</i>) Black Scurf & Stem Canker (<i>Rhizoctonia solani</i>) Silver Scurf (<i>Helminthosporium solani</i>) | 0.10-3.75 | For suppression of black scurf and stem canker and seed-borne black dot and for protection against silver scurf. |

continued...

| Crop | Target Diseases | Use Rate fl oz product/ 100 lb seed | Remarks |
|----------|--|---|---|
| Rice | Brown Spot (<i>Bipolaris oryzae</i>) Rice Blast (<i>Pyricularia grisea</i>) Seed-borne and Soil-borne fungi causing decay, Damping-off, and Seedling Blight Seedling Damping-off (<i>Rhizoctonia solani</i>) (<i>Alternaria</i> spp.) (<i>Gaeumannomyces</i> <i>graminis</i> var. <i>graminis</i>) | 0.153-1.53 | Where appropriate use Dynasty in combination with Apron XL and/or Maxim 4FS. For early season protection against seed-borne disease and early season rice blast. |
| Sorghum | Downy Mildew (<i>Peronosclerospora sorghi</i>) Seed-borne and Soil-borne fungi causing decay, Damping-off, and Seedling Blight Seedling Damping-off (<i>Rhizoctonia</i> spp., <i>Penicillium</i> spp., <i>Pythium</i> spp.) | 0.308-3.08 or 0.00062-0.0062 mg ai/seed, (based on 14,500 seeds/lb) | Where appropriate use Dynasty in combination with Apron XL and/or Maxim 4FS. For suppression of downy mildew, use high rate of Dynasty. |
| Soybeans | Seed-borne and Soil-borne fungi causing decay, Damping-off, and Seedling Blight Seedling Damping-off (<i>Rhizoctonia solani</i> , <i>Pythium</i> spp.) White Mold (<i>Sclerotium rolfsii</i>) | 0.153-0.459 | For suppression of white mold. |
| Tomatoes | Seed-borne and Soil-borne fungi causing decay, Damping-off, and Seedling Blight Seedling Damping-off (<i>Rhizoctonia solani</i>) | 0.10-0.38 | |

| Crop | Target Diseases | Use Rate fl oz product/ 100 lb seed | Remarks |
|---|--|--|---|
| Vegetables, leaves of root and tuber group Beet, garden and sugar Burdock Carrot Cassava, bitter and sweet Celeriac (celery root) Chervil, turnip-rooted Chicory Dasheen (taro) Parsnip Radish Radish, oriental (daikon) Rutabaga Salsify, black Sweet potato Tanier Turnip Yam, true | Seed-borne and Soil-borne fungi causing decay, Damping-off, and Seedling Blight Seedling Damping-off (<i>Rhizoctonia solani</i>) | 0.10-0.38 | |
| Vegetables, root subgroup Beet, garden and sugar Burdock Carrot Celeriac Chervil, turnip-rooted Chicory Ginseng Horseradish Parsley, turnip-rooted Parsnip Radish Radish, oriental Rutabaga Salsify Salsify, black Salsify, Spanish Skirret Turnip | Seed-borne and Soil-borne fungi causing decay, Damping-off, and Seedling Blight Seedling Damping-off (<i>Rhizoctonia solani</i>) | 0.10-0.38 | |
| Wheat Triticale | Common Bunt Dwarf Bunt Seed-borne and Soil-borne fungi causing decay, Damping-off, and Seedling Blight Seedling Damping-off (<i>Rhizoctonia solani</i>) | 0.153-0.382 | For protection against common bunt and partial control of dwarf bunt. Where appropriate use Dynasty in combination with Dividend Extreme® Fungicide and/or Maxim 4FS and Maxim XL. |

STORAGE AND DISPOSAL

Do not contaminate water, food or feed by storage or disposal.

Pesticide Storage

Store in original containers only. Keep container closed when not in use. Do not store near food or feed. In case of spill on floor or paved surfaces, mop and remove to chemical waste storage area until proper disposal can be made if product cannot be used according to the label.

Pesticide Disposal

Pesticide wastes are acutely hazardous. Improper disposal of excess pesticide, spray mixture, or rinsate is a violation of Federal Law. If these wastes cannot be disposed of by use according to label instructions, contact your State Pesticide or Environmental Control Agency, or the Hazardous Waste Representative of the nearest EPA Regional Office for guidance.

Container Handling [less than or equal to 5 gallons]

Non-refillable container. Do not reuse or refill this container. Triple rinse container (or equivalent) promptly after emptying. Triple rinse as follows: Empty the remaining contents into application equipment or a mix tank and drain for 10 seconds after the flow begins to drip. Fill the container 1/4 full with water and recap. Shake for 10 seconds. Pour rinsate into application equipment or a mix tank or store rinsate for later use or disposal. Drain for 10 seconds after the flow begins to drip. Repeat this procedure two more times. Then offer for recycling if available or puncture and dispose of in a sanitary landfill, or by incineration, or by other procedures approved by state and local authorities.



Container Handling [greater than 5 gallons - mini-bulk]

Non-refillable container. Do not reuse or refill this container. Triple rinse container (or equivalent) promptly after emptying. Triple rinse as follows: Empty the remaining contents into application equipment or a mix tank. Fill the container 1/4 full with water. Replace and tighten closures. Tip container on its side and roll it back and forth, ensuring at least one complete revolution, for 30 seconds. Stand the container on its end and tip it back and forth several times. Turn the container over onto its other end and tip it back and forth several times. Empty the rinsate into application equipment or a mix tank or store rinsate for later use or disposal. Repeat this procedure two more times. Then offer for recycling if available or puncture and dispose of in a sanitary landfill, or by incineration, or by other procedures approved by state and local authorities.

Container Handling [greater than 5 gallons – bulk]

Refillable container. Refill this container with pesticide only. Do not reuse this container for any other purpose. Cleaning the container before final disposal is the responsibility of the person disposing of the container. Cleaning before refilling is the responsibility of the person refilling. To clean container before final disposal, empty the remaining contents from this container into application equipment or mix tank. Fill the container about 10 percent full with water. Agitate vigorously or recirculate water with the pump for 2 minutes. Pour or pump rinsate into application equipment or rinsate collection system. Repeat this rinsing procedure two more times. Then offer for recycling if available or puncture and dispose of in a sanitary landfill, or by incineration, or by other procedures approved by state and local authorities.

CONTAINER IS NOT SAFE FOR FOOD, FEED, OR DRINKING WATER.

Apron XL[®], Dividend Extreme[®],
Dynasty[®], Maxim[®], the ALLIANCE FRAME 
the SYNGENTA Logo and the PURPOSE ICON 
are Trademarks of a Syngenta Group Company

©2015 Syngenta

Manufactured for:
Syngenta Crop Protection, LLC
P.O. Box 18300
Greensboro, NC 27419-8300

SCP 1159A-L1K 0915
4058467

GROUP 11 FUNGICIDE



Fungicide

Broad-spectrum seed treatment fungicide for control of seed and seed-borne diseases

| | |
|--------------------|--------|
| Active Ingredient: | |
| Azoxystrobin*: | 9.6% |
| Other Ingredients: | 90.4% |
| Total: | 100.0% |

*CAS No. 131860-33-8
Dynasty is a flowable concentrate containing 0.83 pounds of azoxystrobin per gallon.

AGRICULTURAL USE REQUIREMENTS

Use this product only in accordance with its labeling and with the Worker Protection Standard, 40 CFR part 170. Refer to supplemental labeling under "Agricultural Use Requirements" in the Directions for Use section for information about this standard.

EPA Reg. No. 100-1159 EPA Est. 100-NE-001

FIRST AID

If swallowed: Call a poison control center or doctor immediately for treatment advice. Have person sip a glass of water if able to swallow. Do not induce vomiting unless told to by a poison control center or doctor. Do not give anything to an unconscious person.

If on skin: Take off contaminated clothing. Rinse skin immediately with plenty of water for 15-20 minutes. Call a poison control center or doctor for treatment advice.

Have the product container or label with you when calling a poison control center or doctor, or going for treatment.

HOT LINE NUMBER: For 24-Hour Medical Emergency Assistance (Human or Animal) or Chemical Emergency Assistance (Spill, Leak, Fire, or Accident), Call 1-800-888-8372.

1 gallon
Net Contents

KEEP OUT OF REACH OF CHILDREN. CAUTION

See additional precautionary statements and directions for use inside booklet.

Precautionary Statements

Hazards to Humans and Domestic Animals

CAUTION

Harmful if swallowed or absorbed through skin. Causes moderate eye irritation. Avoid contact with eyes, skin, or clothing. Wash thoroughly with soap and water after handling and before eating, drinking, chewing gum, using tobacco or using the toilet. Remove and wash contaminated clothing before reuse.

Environmental Hazards: This pesticide is toxic to fish and aquatic invertebrates. Runoff may be hazardous to aquatic organisms in water adjacent to treated areas. Do not contaminate water when disposing of equipment washwater or rinsate.

Ground Water Advisory: Azoxystrobin and a degradate of azoxystrobin are known to leach through soil into groundwater under certain conditions as a result of label use. These chemicals may leach into groundwater if used in areas where soils are permeable, particularly where the water table is shallow.

STORAGE AND DISPOSAL

Do not contaminate water, food or feed by storage or disposal.

Pesticide Storage: Store in original containers only. Keep container closed when not in use. Do not store near food or feed. In case of spill on floor or paved surfaces, mop and remove to chemical waste storage area until proper disposal can be made if product cannot be used according to the label.

Pesticide Disposal: Pesticide wastes are acutely hazardous. Improper disposal of excess pesticide, spray mixture, or rinsate is a violation of Federal Law. If these wastes cannot be disposed of by use according to label instructions, contact your State Pesticide or Environmental Control Agency, or the Hazardous Waste Representative of the nearest EPA Regional Office for guidance.

Container Handling: Non-refillable container. Do not reuse or refill this container. Triple rinse container (or equivalent) promptly after emptying. Triple rinse as follows: Empty the remaining contents into application equipment or a mix tank and drain for 10 seconds after the flow begins to drip. Fill the container 1/4 full with water and recap. Shake for 10 seconds. Pour rinsate into application equipment or a mix tank or store rinsate for later use or disposal. Drain for 10 seconds after the flow begins to drip. Repeat this procedure two more times. Then offer for recycling if available or puncture and dispose of in a sanitary landfill, or by incineration, or by other procedures approved by state and local authorities.


CONTAINER IS NOT SAFE FOR FOOD, FEED, OR DRINKING WATER.

Dynasty® and the Syngenta logo are trademarks of a Syngenta Group Company

©2015 Syngenta

Manufactured for:
Syngenta Crop Protection, LLC
P.O. Box 18300
Greensboro, NC 27419-8300

**SCP 1159A-L1K 0915
4058467**



(01) 0 07 02941 32973 7